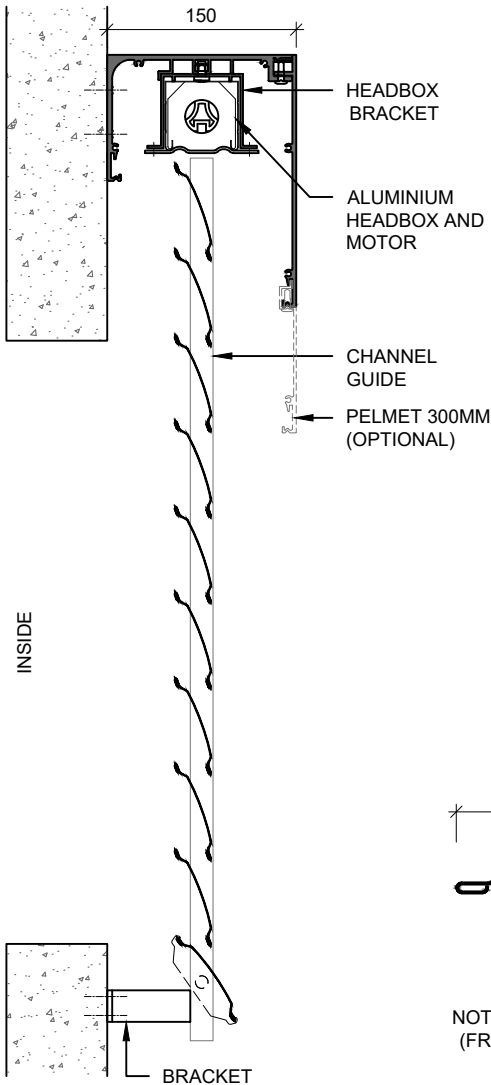
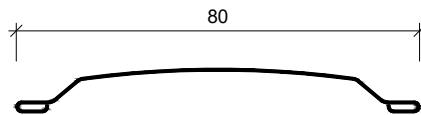


EXTENDED BLIND - FACE FIX
(SHOWN WITH "TYPE 1" PELMET & OPTIONAL EXTENSION)

EXTENDED / RETRACTED BLIND - REVEAL FIX
(SHOWN WITH "TYPE 2" PELMET & OPTIONAL EXTENSION)

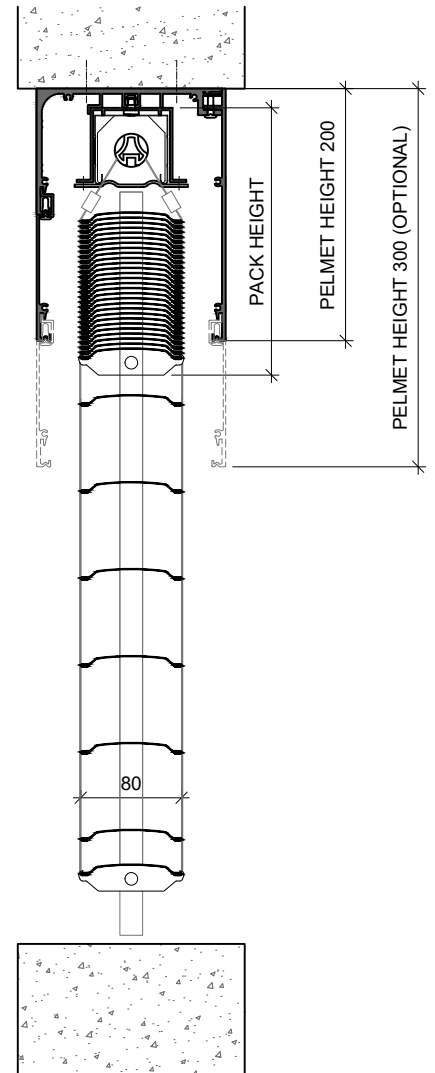


BLIND HEIGHT	PACK HEIGHT
750-1000	170
1001-1250	180
1251-1500	190
1501-1750	200
1751-2000	210
2001-2250	220
2251-2500	230
2501-2750	240
2751-3000	250
3001-3250	260
3251-3500	270
3501-3750	290
3751-4000	300



MV80T BLADE

NOTE: BLADES CAN ROTATE THROUGH 135°
(FROM CLOSED TO BEYOND HORIZONTAL)



**SECTION
(BLADES OPENED)**

**MV80T MAXIM EXTERNAL VENETIAN BLINDS
WITH PELMET AND CHANNEL GUIDES**

www.maximlouvres.com.au



DWG No.: MV80T - Channel Guides
DWG Date: 19.02.2024