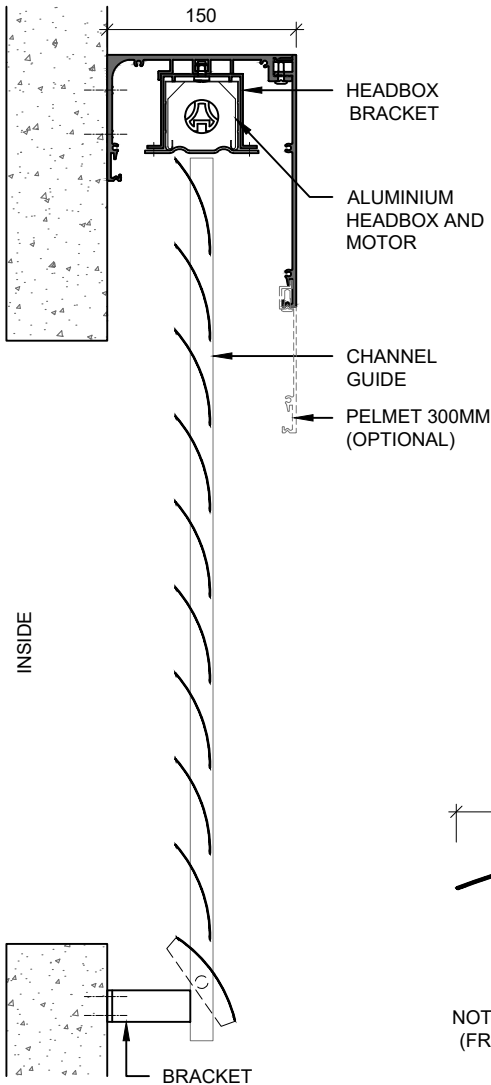
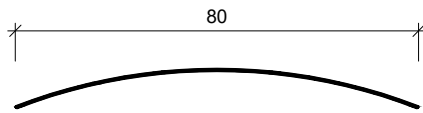


EXTENDED BLIND - FACE FIX
(SHOWN WITH "TYPE 1" PELMET & OPTIONAL EXTENSION)

EXTENDED / RETRACTED BLIND - REVEAL FIX
(SHOWN WITH "TYPE 2" PELMET & OPTIONAL EXTENSION)

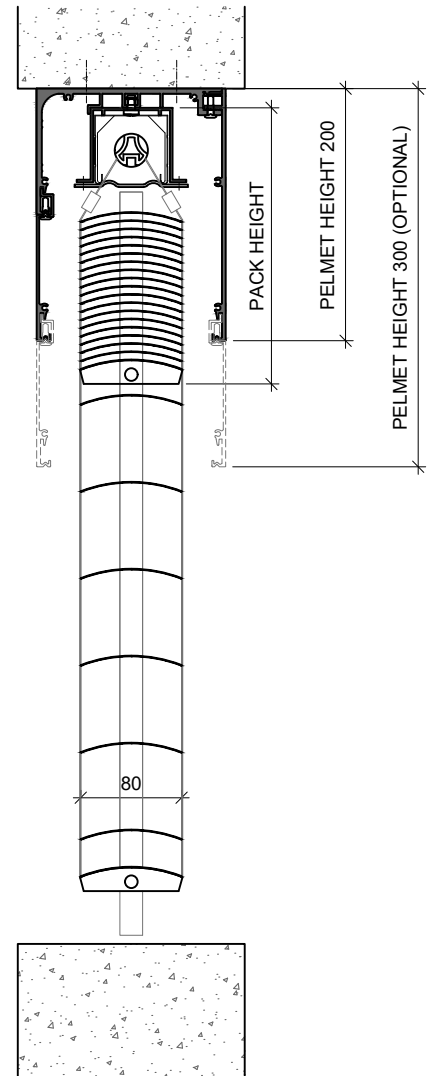


BLIND HEIGHT	PACK HEIGHT
250-500	130
501-750	135
751-1000	145
1001-1250	150
1251-1500	160
1501-1750	165
1751-2000	175
2001-2250	180
2251-2500	190
2501-2750	195
2751-3000	205
3001-3250	210
3251-3500	220
3501-3750	225
3751-4000	230



MV80F BLADE

NOTE: BLADES CAN ROTATE THROUGH 135°
(FROM CLOSED TO BEYOND HORIZONTAL)



SECTION
(BLADES CLOSED)

SECTION
(BLADES OPENED)

**MV80F MAXIM EXTERNAL VENETIAN BLINDS
WITH PELMET AND CHANNEL GUIDES**

www.maximlouvres.com.au



DWG No.: MV80F - Channel Guides
DWG Date: 19.02.2024