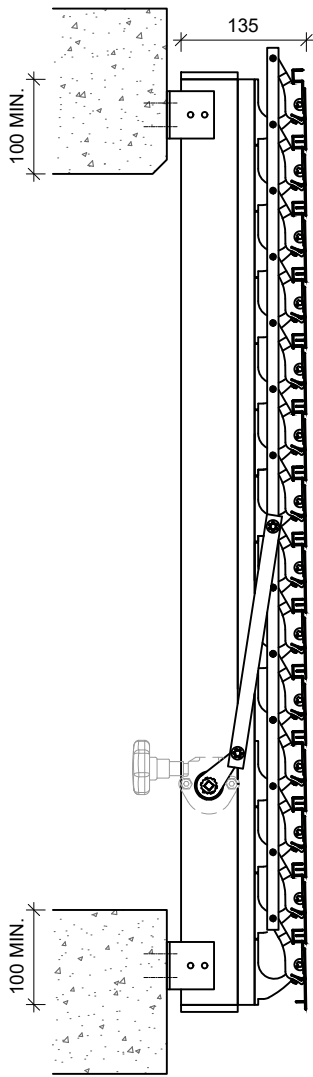
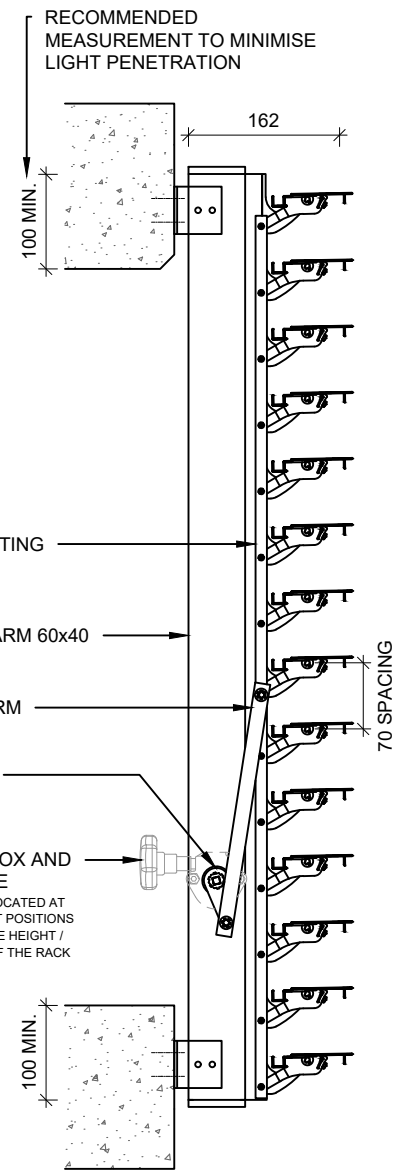


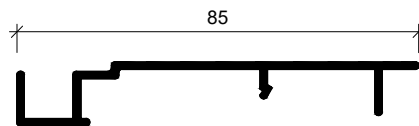
PLAN VIEW



SECTION
(LOUVRES CLOSED)



SECTION
(LOUVRES OPENED)



MC85 LOUVRE

FIXING BRACKETS AND FIXINGS VARY ACCORDING TO LOCATION AND WIND LOADS

**MC85 MAXIM CONTINUOUS LOUVRES
HAND OPERATED (STANDARD)
FACE FIX**

www.maximlouvres.com.au

maxim®
louvres

DWG No.: MC85 Hand Op. - FF
DWG Date: 19.02.2024